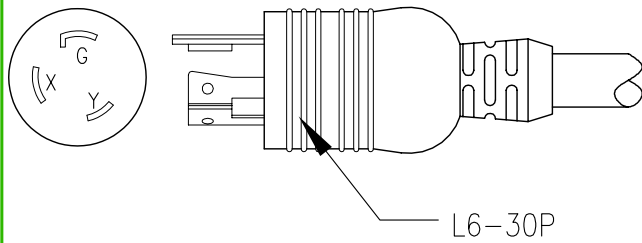
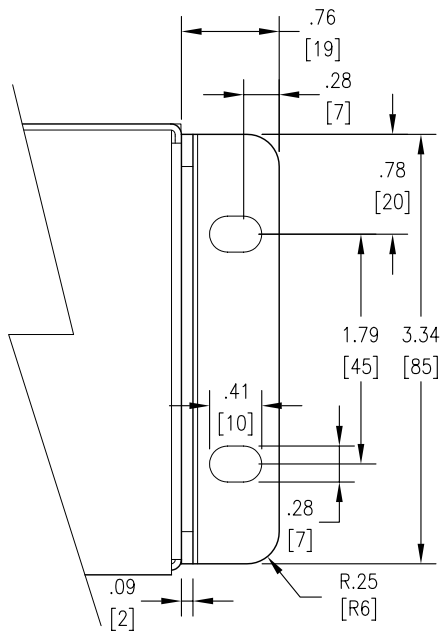


**NOTES:**

1. INSTALLATION SHALL COMPLY WITH ALL APPLICABLE NATIONAL, STATE, AND LOCAL CODES.
2. PLEASE REFER TO PRODUCT DOCUMENTATION FOR FURTHER INFORMATION.
3. UNLESS OTHERWISE SPECIFIED, ALL DIMENSIONS ARE IN INCHES [MILLIMETERS].
4. NET WEIGHT IS 13.90 LBS [6.32KG]
- △ 5. LENGTH OF CORD IS 144.00 INCHES [3658 MILLIMETERS]

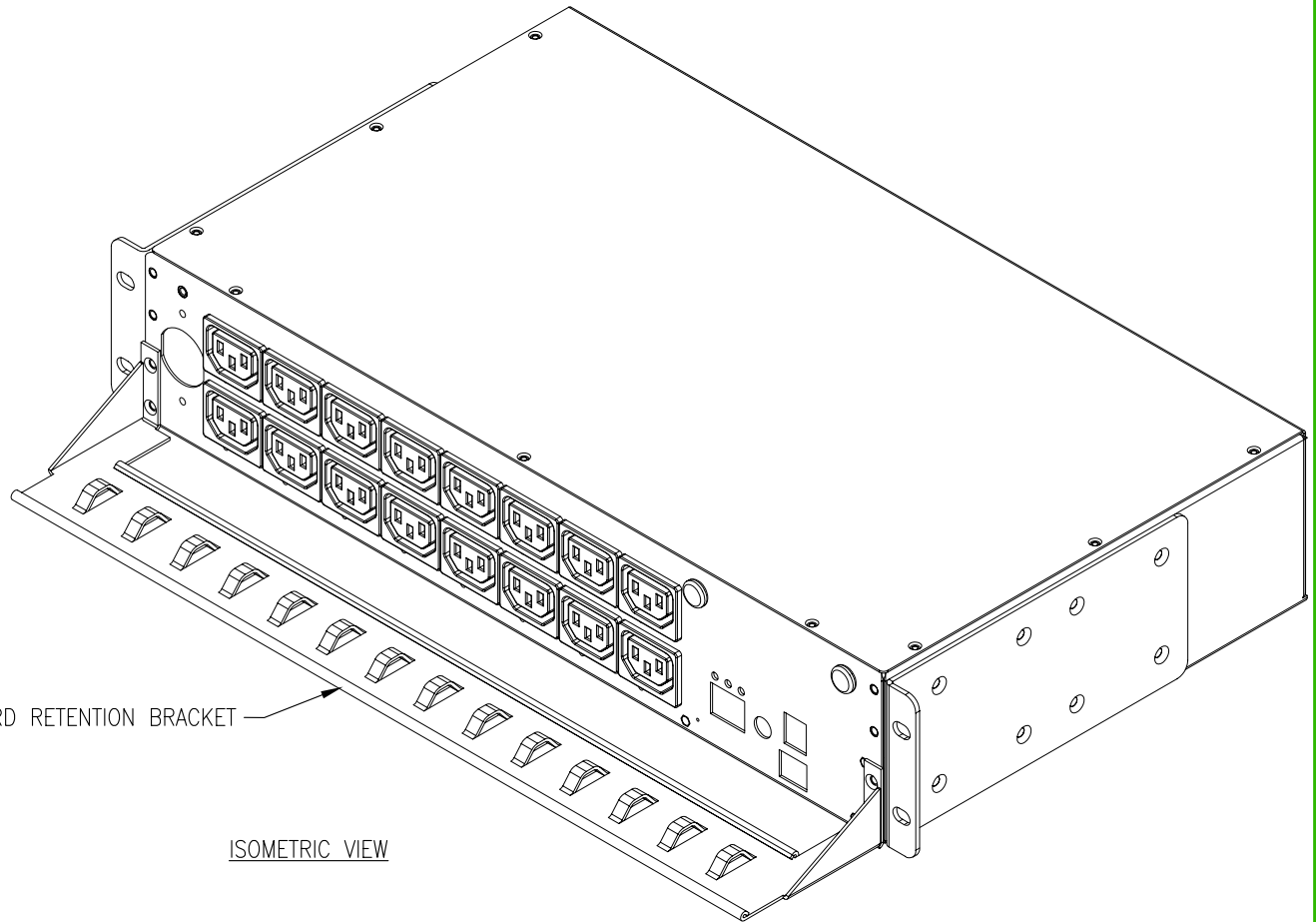


DETAIL A  
INPUT PLUG



SEE SIDE VIEW  
FOR OVER LENGTH  
OF MOUNTING  
BRACKETS

DETAIL C  
MOUNTING PLATE DETAIL



ISOMETRIC VIEW

VIEW NOTES:

1. VIEW IS SHOWN WIHTOUT DISPLAY INTERFACE, DISPLAY INTERFACE LABEL AND POWER INPUT CORD.
2. TWO (2) CORD RETENTION BRACKETS MAY BE INSTALLED.

NOTES:  
1. SEE SHEET 1