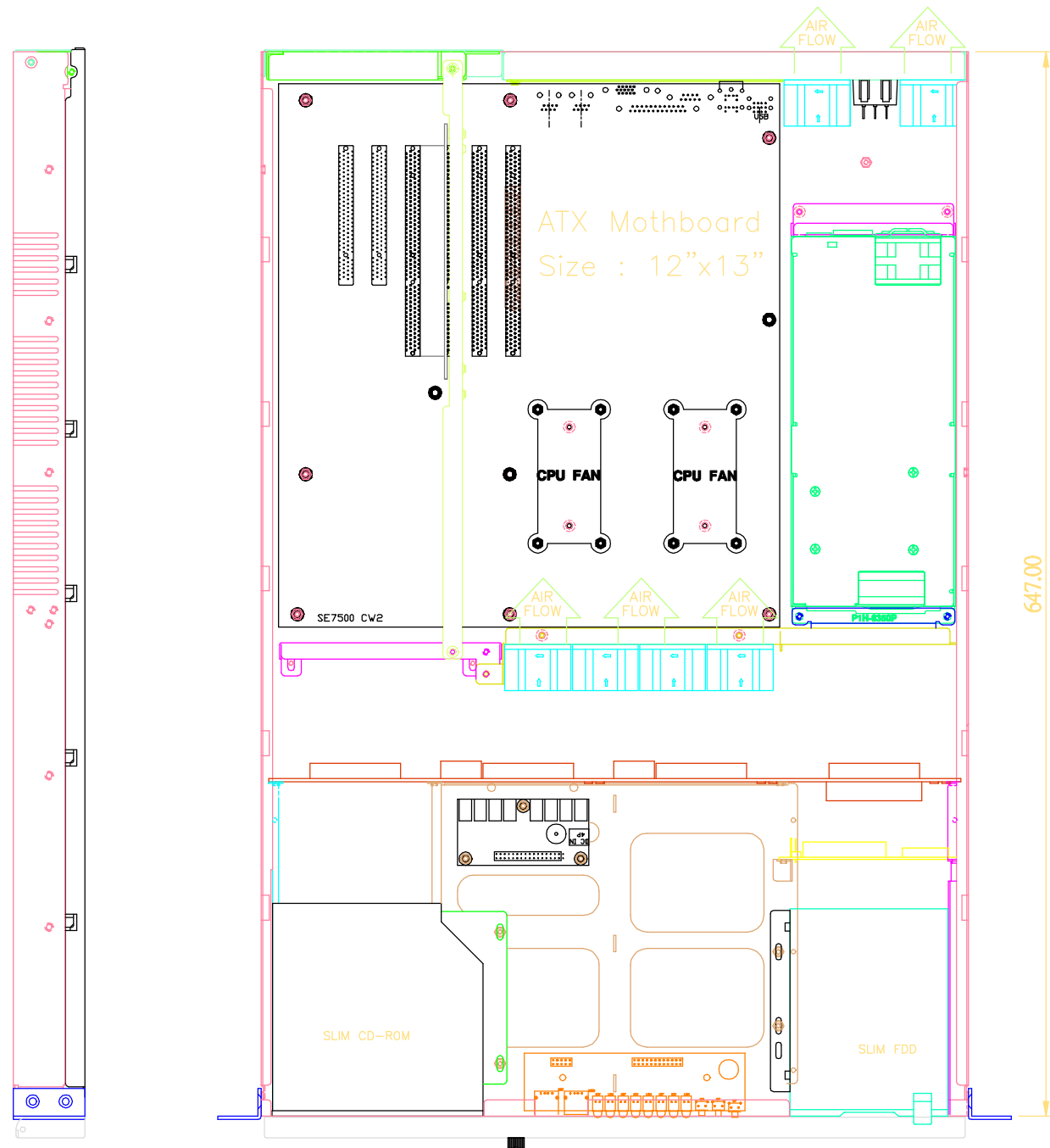
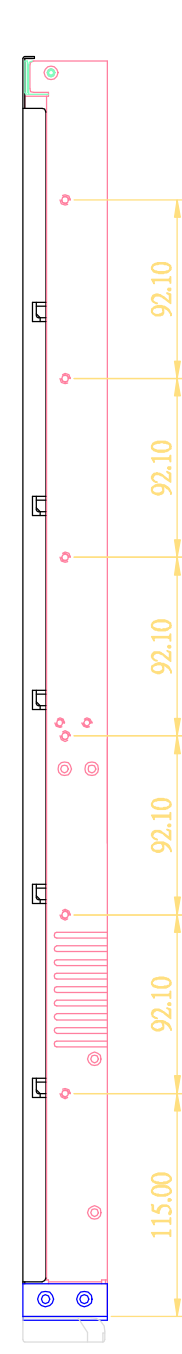


REV.	DESCRIPTION	DATE	APPROVED

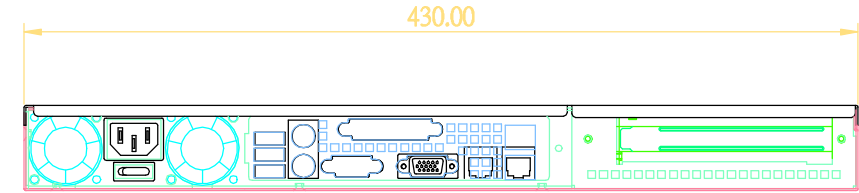


Left View

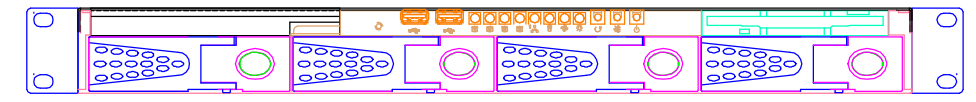
Top View




Right View



Rear out-side view



Front in-side view



Front out-side view

- \*Support ATX M/B (Max. to 12"\*13")
- \*Drive Bays: 1\*5.25" CD-ROM&2\*3.5"HDD or GHA-FM05 or GHA-FM04
- \*Power Supply: 1u 250~400W ATX P/S
- \*Cooling: 6\*4\*2.8cm Fans 15.3CFM/Each
- \*Extension Port (Front):2\*USB
- \*Indicators: LEDs for Power ON/OFF HDD LAN\*2 Active
- \*Switch: Power ON/OFF System Reset
- \*Cutt:2.8
- \*GW: 15Kgs / 33.15 lbs