

ID-E27Aw 27" High Resolution Widescreen LCD Panel Display



Display Benefits

- ▶ 27" widescreen LCD supports **Full HD 1080p** resolution
- ▶ PIP & Picture by Picture viewing efficiency
- ▶ Green LED-backlit panel technology
- ▶ Rugged construction against external impact
- ▶ 6mm aluminum front bezel with protective glass & water proof sealed gasket (Optional)
- ▶ Standard with HDMI, DVI-D, VGA, S-Video, RCA, Audio & remote controller

Options

- 3G / HD / SD-SDI Broadcast-grade input
- **MC** Multi-display control solution
- Projected Capacitive (10-point touch)
- 48V or 24VDC power
- MIL-type or lockable connector
- TV - Analog

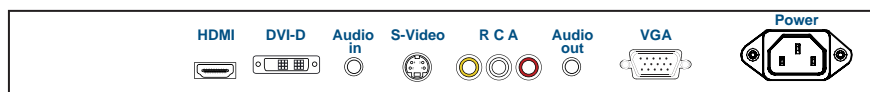
6mm aluminum front bezel with optional

NEMA 4 / IP65
front protection




REACH

Basic I/O



Specifications

• LCD Panel

Manufacturer :	 LG
Size (diagonal) :	27" Widescreen TFT
Max resolution :	1920 x 1080
Brightness (cd/m ²) :	250
Backlight :	LED
Colors :	16.7 M
Contrast ratio (typ) :	1000 : 1
Viewing angle (H/V) :	178° x 178°
Active area (mm) :	598 x 336
MTBF (hrs) :	30,000
Signal input :	HDMI / DVI-D / VGA / S-Video / RCA

• Weight

Net : 16.8 kgs (37 lbs)

• Mounting :

Wall-mount / VESA mount

• Environmental

Operating :	0 to 50°C Degree
Storage :	-5 to 60°C Degree
Relative humidity :	5~90%, non-condensing
Shock :	10G acceleration (11 ms duration)
Vibration :	5~500Hz 1G RMS random vibration

• Casing Color :

Black (RAL 9005)

• Regulatory

Safety :	FCC & CE certified
Environmental	RoHS2 & REACH compliant

• Power

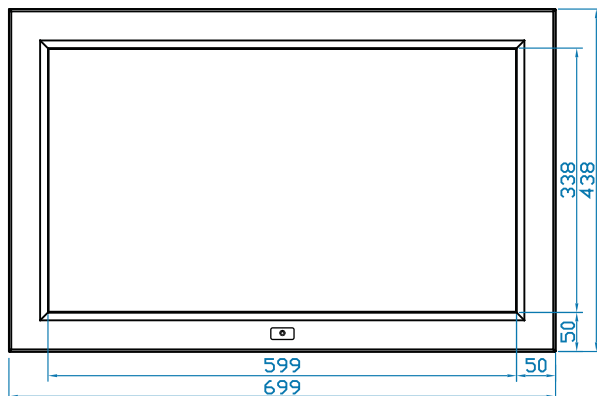
Input :	Auto-sensing 100 to 240VAC, 50 / 60Hz
Consumption :	Max. 200 Watt, Standby 20 Watt

• Dimensions

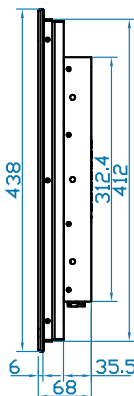
Product : 699 x 68 x 438 mm / 27.5 x 2.7 x 17.2 inch

Diagrams (mm)

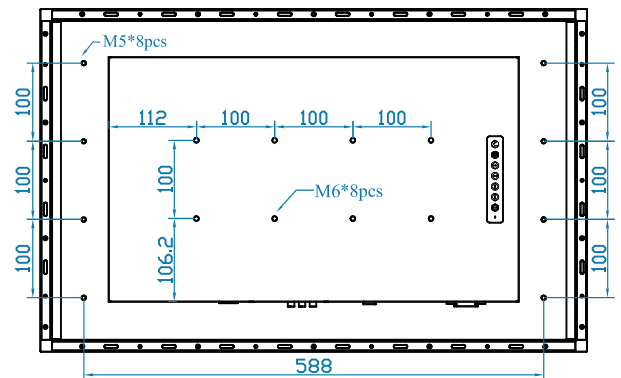
Front View



Side View



Rear View



**Dimension will be changed if Multi-touch required